



# INFORMATION SHEET

## HIGH WYCOMBE TOWN COMMITTEE (HWTC)

Issue No: 06/2015

Date Issued: 29-10-2015

## QEII PLAYING FIELD (FORMERLY SHELLEY ROAD RECREATION GROUND) – COMMUNITY ROOM UPDATE

Officer contact: Richard Marks Tel: 01494 421413 Email: richard\_marks@wycombe.gov.uk

### Introduction

High Wycombe Town Committee recommended to Cabinet the release of £20,000 CIL budget funds to carry out a feasibility study into the possibility of providing a community room at the Queen Elizabeth II playing field (formerly known as Shelley Road Recreation Ground).

A consultation was held to capture local residents' inputs to determine if there is support for and local interest in using a community room. The results have been used to inform decision-making about possible future provision of a community facility at the playing field, and inform outline design and a cost estimation for construction of a community room.

### Outcome of the consultation

There was a 25% response rate and the conclusions drawn from the consultation are:

- A majority of local residents are in favour of a community room which has the ability to accommodate at least 30 people, with a unisex toilet (with baby changing facilities) and kitchenette.
- A multi-purpose room will meet the greatest range of needs.
- A dialogue has been started with the Poet's Corner Residents Association about potential management of any community room.
- The free text section reinforces the local community's desire to have a community room. There are some concerns expressed about security.

### Outline design & costings

The outline design took the results of the consultation and produced a build estimate for a community room. The location of the community room within the playing field was fixed to be adjacent to the existing changing room so that it does not interfere with the children's play area and sports pitches. The price estimations for construction of the community room for the 2016\17 financial year is £150-175k. A bid has been submitted to the Committee's CIL Task and Finish Group for consideration.

### **Further feasibility study work**

Ground investigation and utilities surveys work are to take place in the QEII playing field in late November \ early December.

### **Summary**

The consultation provided evidence of the need for a community room at QEII playing field and provided the scale \ main design elements of the building.

To construct a community room to the outline design would require a budget of £150-175k.

Appendix A – Consultation summary report.

# QEII PLAYING FIELD (FORMALLY SHELLEY ROAD RECREATION GROUND) – COMMUNITY ROOM

## CONSULTATION RESULTS – SUMMARY REPORT

### 1 INTRODUCTION

High Wycombe Town Committee authorised the release of £20,000 CIL budget funds to carry out a feasibility study into the possibility of providing a community room at the Queen Elizabeth II playing field (formerly known as Shelley Road Recreation Ground).

A consultation was held to capture local residents' inputs to determine if there is a need for a community room. The consultation was held between the dates of 10<sup>th</sup> August - 18<sup>th</sup> September 2015. The results will be used to inform decision-making about possible future provision of a community facility at the playing field, and inform outline designs as required.

#### 1.1 Research Objectives

The aim of the quantitative research (the WDC survey and online survey) was to find out:

- Did people currently use the Queen Elizabeth II \ Shelley Road Playing Field and for what purpose
- Did people think that a place in which community groups could meet be appropriate and if so what facilities should it provide
- Which activities would be envisaged and likely use a community room
- Whether there is a community group interested in managing the facility if it were to be built.
- A free text area where people were able to express other comments relating to a community room

#### 1.2 Methodology

Wycombe District Council (Community Services) conducted this consultation. Self completion questionnaires were made available for a six week period from 10<sup>th</sup> August to 18<sup>th</sup> September 2015. The questionnaires were hand delivered to all houses on the Poet's Corner housing estate and roads bordering the Queen Elizabeth II playing field. Additionally the same questionnaire was hosted by Wycombe District Council's website.

- 320 paper questionnaires were delivered.
- **80 responses were received. This constitutes a 25% response rate.**
  - 36 completed paper questionnaires were returned
  - 44 questionnaires were completed online

### 1.3 The Report

The consultation is *not* representative of the wider High Wycombe town area population, as the paper questionnaires were targeted at residents of the area surrounding Shelley Recreation Ground. The questionnaire hosted on the Wycombe District Council website was untargeted, and open to any who wished to reply.

The method of survey completion was not controlled and there was a deliberate element of free text as a vehicle of gaining additional information of the locality and the prospective use of a community room.

## 2. QUESTIONNAIRE FINDINGS

### 2.1 Current use

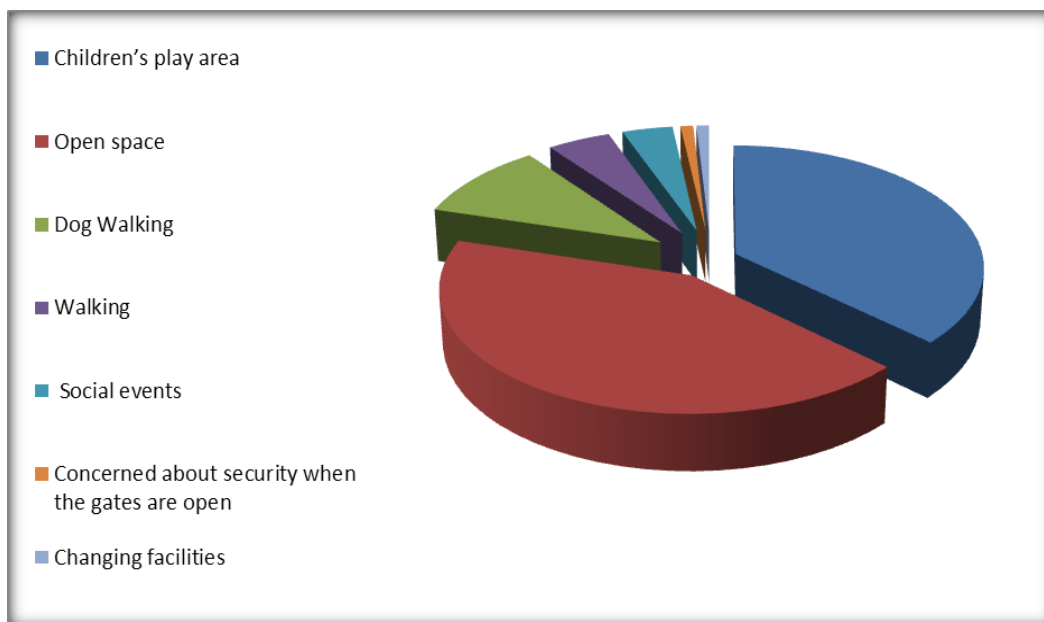
**83.5%** of respondents to the WDC questionnaire currently use Queen Elizabeth II \ Shelley Road Playing Field.

Facilities used (people were able to choose multiple answers and use the 'other' section area)

- Children's play area x40
- Sports pitches x6
- Changing facilities x1
- Open space x46

The people who use the playing field and used the 'other' section wrote:

- Dog Walking x11
- Walking x5
- Social events x4
- Concerned about security when the gates are open x1



**16.5%** of respondents to the WDC questionnaire currently do not use Queen Elizabeth II \ Shelley Road Playing Field.

The people that did not use Queen Elizabeth II \ Shelley Road Playing Field wrote:

- Unaware (of the playing field) x4
- No reason (to go to the playing field) x2
- Not Local (to the playing field) x2
- Occasionally x2
- Don't have time x1
- Elderly x1

## 2.2 Would a community room be appropriate and what should it provide?

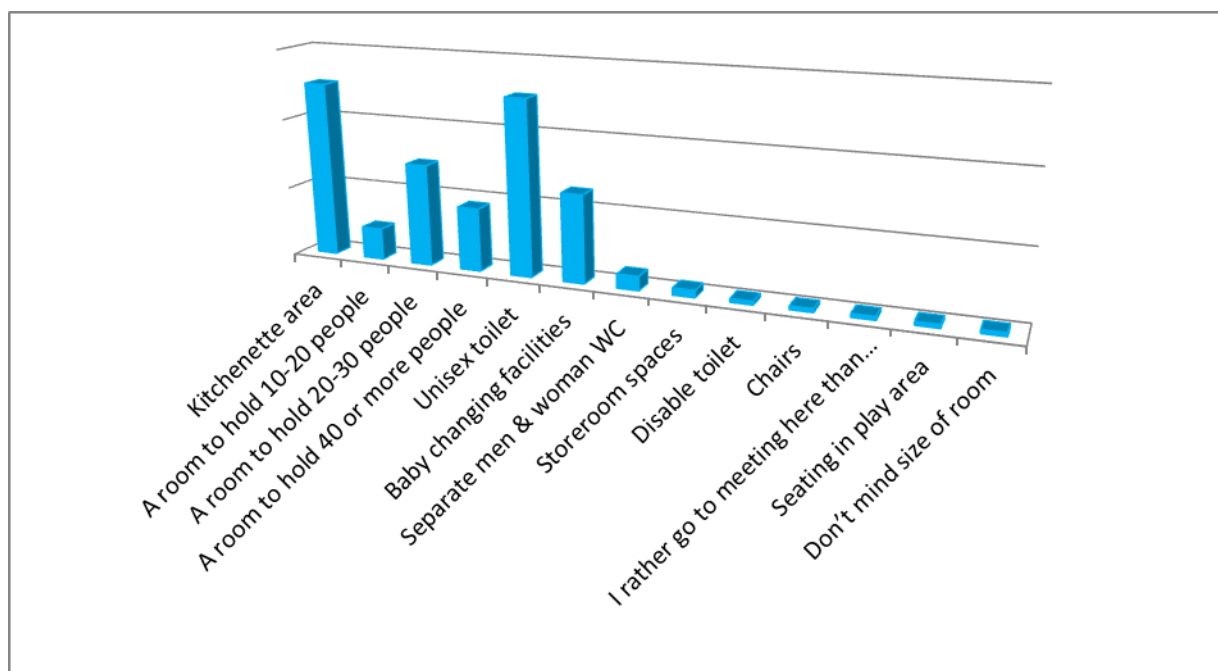
**66.7%** of respondents to the WDC questionnaire think a community room is appropriate for Queen Elizabeth II \ Shelley Road Playing Field.

The people who responded yes to the question, chose the below facilities to be provided by the community room (people were able to choose multiple answers and use 'other' section)

- Kitchenette area x50
- A room to hold 10-20 people x9
- A room to hold 20-30 people x29
- A room to hold 40 or more people x18
- Unisex toilet x50
- Baby changing facilities x25

The people that chose yes to a community room and chose to use the 'other' section wrote:

- Separate men & woman WC x4
- Storeroom spaces x2
- Disable toilet x1
- Chairs x1
- I rather go to meeting here than Aylesbury x1
- Seating in play area x1
- Don't mind size of room x1



**28.0%** of respondents to the WDC questionnaire think a community room is not appropriate for Queen Elizabeth II \ Shelley Road Playing Field.

**5.3%** of respondents to the WDC questionnaire chose to use the 'other' section for this question and wrote:

Note: some people chose to use this section for comments if previously answering yes or no.

- Fully utilise existing community buildings x1
- Use it as a drop in centre for homeless x1
- Helps to build community cohesion x1
- As long as there are no groups of young people who terrify us x1
- Classes such as exercise, book club or crèche x1
- If necessary do it elsewhere x1
- Not sure; depend who uses it and behaviour and number of parking x1
- Limited parking at playing field; parking already a problem on roads around area x1

In summary two thirds of local residents who responded were in favour of a community room which has the ability to accommodate at least 30 people, provide a unisex toilet (with baby changing facilities) and kitchenette.

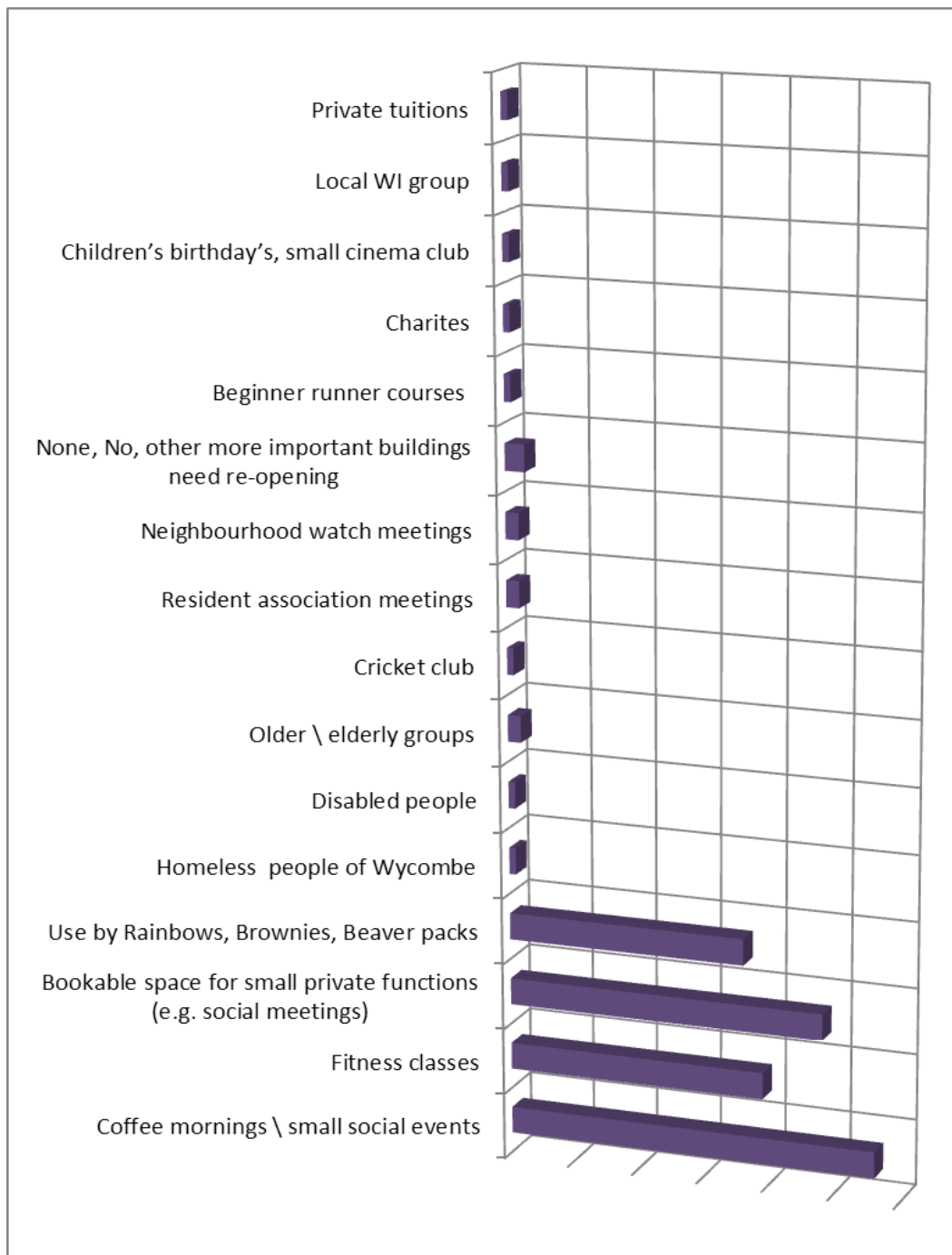
### 2.3 Activities that people would most likely use a community room for.

The people who responded to this question chose the below activities (people were able to choose multiple answers and use 'other' section)

- Coffee mornings \ small social events x56
- Fitness classes x39
- Bookable space for small private functions (e.g. social meetings) x48
- Use by Rainbows, Brownies, Beaver packs x36

The people who chose to use the 'other' section wrote:

- Young \ older children social clubs x1
- Homeless people of Wycombe x1
- Disabled people x1
- Older \ elderly groups x2
- Cricket club x1
- Resident association meetings x2
- Neighbourhood watch meetings x2
- None, No, other more important buildings need re-opening x3
- Beginner runner courses x1
- Charities x1
- Children's birthday's, small cinema club x1
- Local WI group x1
- Private tuitions x1



#### 2.4 Is there an organisation to manage the facility?

**82.3%** of respondents to the WDC questionnaire were not a member of or knew of an organisation that would express an interest in managing a community room if it were built.

**17.7%** of respondents to the WDC questionnaire were a member \ knew of an organisation that would express an interest in managing a community room if it were built.

The people who were a member \ knew of an organisation that would express an interest in managing a facility wrote:

- Poet's Corner Residents Association x14
- Wycombe District Council need to manage this x1
- WADSAD (Wycombe and district sports association for the disabled) x1

## 2.5 Additional information – free text comments

The comments in this section were varied

- Good \ excellent \ useful addition \ help build social contacts \ provide meeting place x15
- Advantage of parking already in existence x1
- Good for fund raising events x1
- WDC doing the wrong thing – more pressing need re-opening others x1
- Waste of money \ no need demonstrated \ spend money on other things on estate \ adapt existing hut x7
- Ruin the private feel of the playing field \ inappropriate development x2
- Would encourage the gathering of youngsters causing nuisance \ crime \ anti-social behaviour x4

People with comments that contained suggestions \ information wrote:

- Security \ lighting \ CCTV \ secure unit would be required x3
- More parking x2
- Important to keep noise level down x1
- Community room needs furnishing x1
- Play area has no sit in swings for little children x1
- Key holder required x1
- Benches placed around playing field as well x1
- Changes kept to a minimum x1

